

FEATURES:

- Comply with RoHS standard, UL1950, IEC950 safety procedures
- Wide voltage input range, broadband noise filtering; Low ripple output
- Typical efficiency 82%
- High isolation voltage, short circuit, overload, overheat protection self-recovery
- Miniaturized design
- Fast dynamic response
- Size: 139*88*27mm
- Weight: 490g
- Widely used in military, communications, industrial control, transportation, electric power, new energy and scientific research and experiment and other fields



Selection Guide									
Part No.	INPUT		OUTPUT				Capacitive Load(μF)		
	Normal (VAC)	Range (VAC)	Voltage (V1dc)	current (A)	Voltage (V2dc)	current (mA)			
LD200E-12S12	12	9-18	12	16.67					
LD200E-12S15			15	13.33					
LD200E-12S24			24	8.33					
LD200E-12S28			28	7.14					
LD200E-12S48			48	4.17					
LD200E-12D05					+5	10	-5	10	
LD200E-12D12					+12	8.33	-12	8.33	
LD200E-12D15					+15	6.67	-15	6.67	
LD200E-12D24					+24	4.17	-24	4.17	
LD200E-12D28					+28	3.57	-28	3.57	
LD200E-12D48					+48	2.08	-48	2.08	
LD200E-24S12			24	18-36	12	16.67			
LD200E-24S15					15	13.33			
LD200E-24S24					24	8.33			
LD200E-24S28	28	7.14							
LD200E-24S48	48	4.17							
LD200E-24D05					+5	10	-5	10	
LD200E-24D12					+12	8.33	-12	8.33	
LD200E-24D15					+15	6.67	-15	6.67	
LD200E-24D24					+24	4.17	-24	4.17	
LD200E-24D28					+28	3.57	-28	3.57	
LD200E-24D48					+48	2.08	-48	2.08	
LD200E-48S12	48	36-72			12	16.67			
LD200E-48S15					15	13.33			
LD200E-48S24					24	8.33			
LD200E-48S28			28	7.14					

LD200E-48S48			48	4.17			
LD200E-48D05			+5	10	-5	10	
LD200E-48D12			+12	8.33	-12	8.33	
LD200E-48D15			+15	6.67	-15	6.67	
LD200E-48D24			+24	4.17	-24	4.17	
LD200E-48D28			+28	3.57	-28	3.57	
LD200E-48D48			+48	2.08	-48	2.08	
LD200E-110S12	110	72-144	12	16.67			
LD200E-110S15			15	13.33			
LD200E-110S24			24	8.33			
LD200E-110S28			28	7.14			
LD200E-110S48			48	4.17			
LD200E-110D05			+5	10	-5	10	
LD200E-110D12			+12	8.33	-12	8.33	
LD200E-110D15			+15	6.67	-15	6.67	
LD200E-110D24			+24	4.17	-24	4.17	
LD200E-110D28			+28	3.57	-28	3.57	
LD200E-110D48			+48	2.08	-48	2.08	
LD200E-18S12			18	9-36	12	16.67	
LD200E-18S15	15	13.33					
LD200E-18S24	24	8.33					
LD200E-18S28	28	7.14					
LD200E-18S48	48	4.17					
LD200E-18D05	+5	10			-5	10	
LD200E-18D12	+12	8.33			-12	8.33	
LD200E-18D15	+15	6.67			-15	6.67	
LD200E-18D24	+24	4.17			-24	4.17	
LD200E-18D28	+28	3.57			-28	3.57	
LD200E-18D48	+48	2.08			-48	2.08	
LD200E-36S12	36	18-72			12	16.67	
LD200E-36S15			15	13.33			
LD200E-36S24			24	8.33			
LD200E-36S28			28	7.14			
LD200E-36S48			48	4.17			
LD200E-36D05			+5	10	-5	10	
LD200E-36D12			+12	8.33	-12	8.33	
LD200E-36D15			+15	6.67	-15	6.67	
LD200E-36D24			+24	4.17	-24	4.17	
LD200E-36D28			+28	3.57	-28	3.57	
LD200E-36D48			+48	2.08	-48	2.08	
LD200E-300S12			300	200-400	12	16.67	
LD200E-300S15	15	13.33					

LD200E-300S24			24	8.33			
LD200E-300S28			28	7.14			
LD200E-300S48			48V	4.17			
LD200E-300D05			+5	10	-5	10	
LD200E-300D12			+12	8.33	-12	8.33	
LD200E-300D15			+15	6.67	-15	6.67	
LD200E-300D24			+24	4.17	-24	4.17	
LD200E-300D28			+28	3.57	-28	3.57	
LD200E-300D48			+48	2.08	-48	2.08	

customized accepted,pls contact sales for details

Input Specifications

Input Voltage Range	Input Voltage Range (Vdc)	Nom(Vdc)	Max (Vdc)
	9-18	12	18
	9-36	18	36
	18-36	24	36
	36-72	48	72
	18-72	36	72
	72-144	110	144

Output Specifications

Item	Min	Typ	Max	Test Conditions
Voltage Accuracy		±1%		
Voltage Adjust Rate		±0.2%		
Load Regulation		±0.5%		
Auxiliary Voltage Accuracy		±3%		
Ripple&Noisy		±1%		
Temperature Regulation		±0.02%/°C		
Over Current Protect	120%		150%	
Short Circuit Protect	Burp type, self-recovery			
Dynamic Response	400µS		25% load	

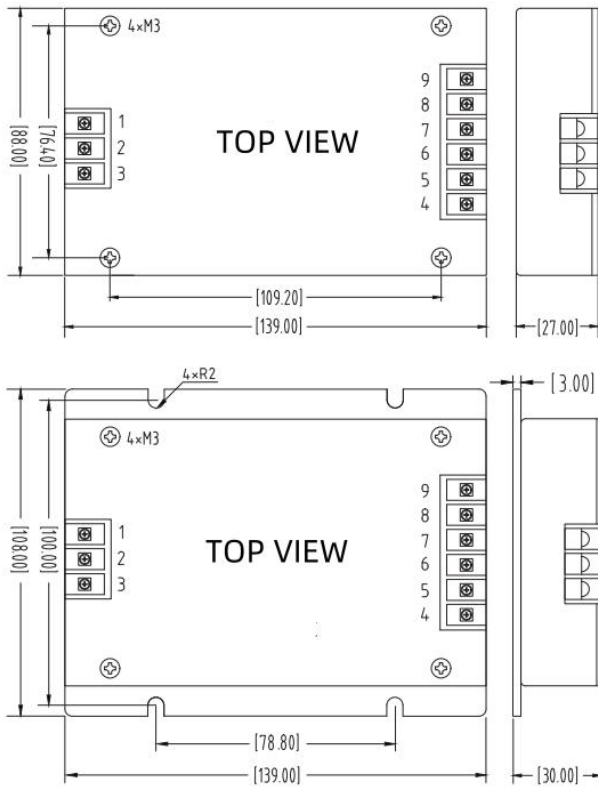
General Specifications

Isolation Resistor	200MΩ	Input-Output
Isolation Voltage	1000VDC	Input-Output
	500VDC	Input-Case
	500VDC	Output-Case
Switching Frequency	300KHz	Mil HDBK 217F Tc=25°C
MTBF	200000Hrs	
Case Temperature	-40~+100°C	
Storage Temperature	-55~+125°C	
Relative Humidity	5%-90%	
Pin Solder Temperature	250°C	Soldering spot is 1.5mm away from case for 10 seconds
Hand Soldering Time	5s	Iron Temperature 425 °C

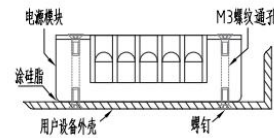
Temperature Coefficient	$\pm 0.02\%/^{\circ}\text{C}$	
Shock	5G	10~55Hz
Cooling	Free Air	
Weight	160g (Typ)	

**Unless specified, otherwise all other parameters are tested under the following conditions: nominal input voltage, pure resistive load, 25°C room temperature environment.

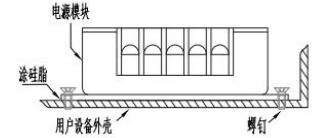
Dimensions and Recommended Layout



常规安装方式

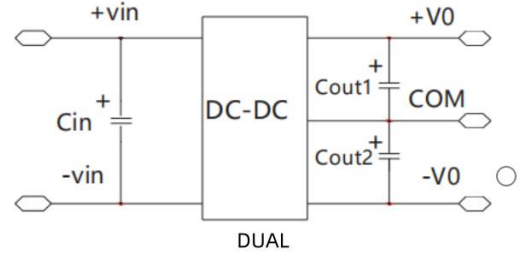
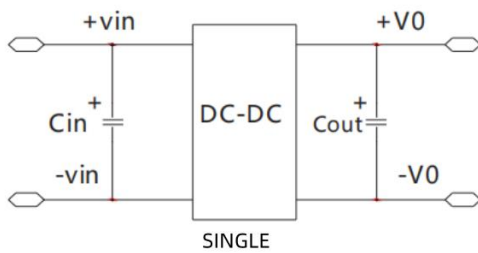


马蹄孔封装安装方式



Unit:mm

Recommended Circuit



Remark:

Adding input capacitor CIN helps to improve electromagnetic compatibility. Electrolytic capacitor 47 uf-100uf CIN is recommended. If the module is connected to a digital circuit, add cout, cout1, cout2

Noted

1. Input current: Ensure that the output current of the power supply meets the instantaneous starting current of the power module (that is, twice the average input current of the power module).
2. Output load requirements: Avoid no-load use. When the actual power consumption of the load is less than 10% of the rated output power

of the module or no load occurs, connect an external resistance to the output end (the sum of the external resistance and the load power is greater than or equal to 10% of the rated load) or select a module with a smaller rated power.

3. The external capacitance of the output end should not be too large; otherwise, the module may be overcurrent or poorly started. For details, see the external capacitance recommendation table.

4. External LC filter circuit can be connected for occasions with high ripple noise requirements.