

FEATURES:

- Comply with RoHS standard, UL1950, IEC950 safety procedures
- Wide voltage input range, broadband noise filtering; Low ripple output
- Typical efficiency 82%
- High isolation voltage, short circuit, overload, overheat protection self-recovery
- Miniaturized design
- Fast dynamic response
- Size: 230*132*64mm
- Weight: 2.4KG
- Widely used in military, communications, industrial control, transportation, electric power, new energy and scientific research and experiment and other fields



Selection Guide

Part No.	INPUT		OUTPUT				Capacitive Load (μ F)
	Normal (VAC)	Range (VAC)	Voltage (V1dc)	current (A)	Voltage (V2dc)	current (A)	
LD500E-24S12	24	18-36	12	41.67			
LD500E-24S15			15	33.33			
LD500E-24S24			24	20.83			
LD500E-24S28			28	17.86			
LD500E-24S36			36	13.89			
LD500E-24S48			48	10.42			
LD500E-48S12	48	36-72	12	41.67			
LD500E-48S15			15	33.33			
LD500E-48S24			24	20.83			
LD500E-48S28			28	17.86			
LD500E-48S36			36	13.89			
LD500E-48S48			48	10.42			
LD500E-110S12	110	72-144	12	41.67			
LD500E-110S15			15	33.33			
LD500E-110S24			24	20.83			
LD500E-110S28			28	17.86			
LD500E-110S36			36	13.89			
LD500E-110S48			48	10.42			
LD500E-300S15	300	200-400	15	33.33			
LD500E-300S24			24	20.83			
LD500E-300S28			28	17.86			
LD500E-300S36			36	13.89			
LD500E-300S48			48	10.42			
LD500E-600S12	600	400-800	12	41.67			
LD500E-600S15			15	33.33			
LD500E-600S24			24	20.83			

LD500E-600S28		28	17.86			
LD500E-600S36		36	13.89			
LD500E-600S48		48	10.42			

customized accepted,pls contact sales for details

Input Specifications

Input Voltage Range	Input Voltage Range (Vdc)	Nom(Vdc)	Max (Vdc)
	18-36	24	36
	36-72	48	72
	72-144	110	144
	200-400	300	400
	400-800	600	800

Output Specifications

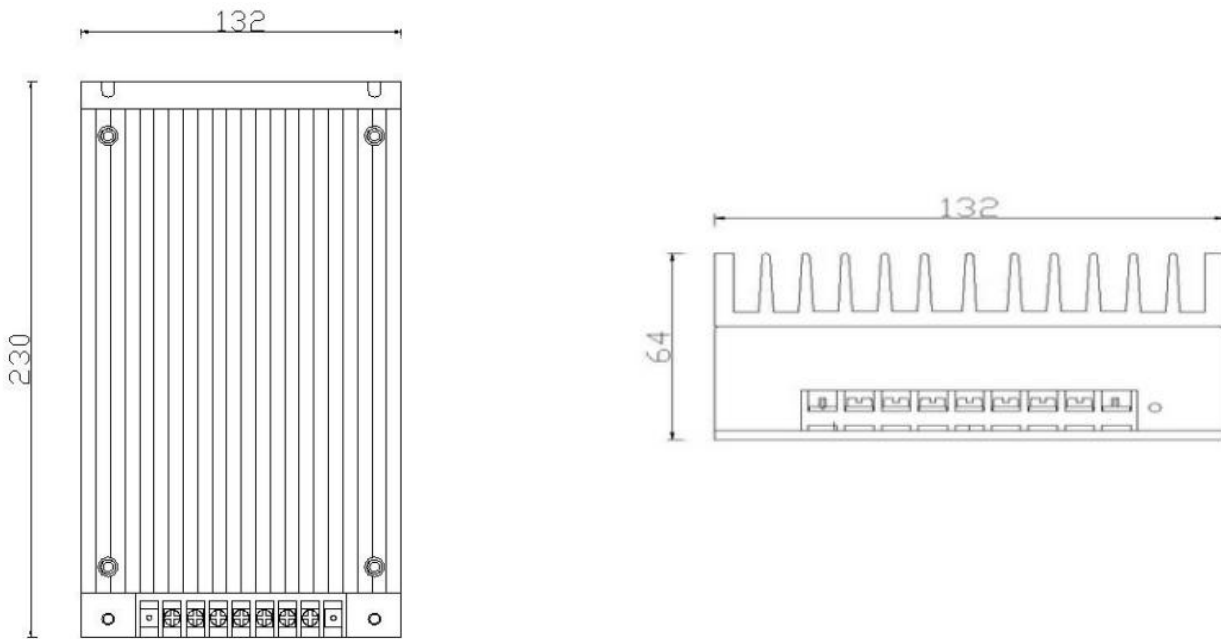
Item	Min	Typ	Max	Test Conditions
Voltage Accuracy		±1%		
Voltage Adjust Rate		±0.2%		
Load Regulation		±0.5%		
Auxiliary Voltage Accuracy		±3%		
Ripple&Noisy		±1%		
Temperature Regulation		±0.02%/°C		
Over Current Protect	120%		150%	
Short Circuit Protect	Burp type, self-recovery			
Dynamic Response	400μS		25% load	

General Specifications

Isolation Resistor	200MΩ	Input-Output
Isolation Voltage	1000VDC	Input-Output
	500VDC	Input-Case
	500VDC	Output-Case
Switching Frequency	300KHz	Mil HDBK 217F Tc=25°C
MTBF	200000Hrs	
Case Temperature	-40~+100°C	
Storage Temperature	-55~+125°C	
Relative Humidity	5%-90%	
Pin Solder Temperature	250°C	Soldering spot is 1.5mm away from case for 10 seconds
Hand Soldering Time	5s	Iron Temperature 425 °C
Temperature Coefficient	±0.02%/°C	
Shock	5G	10~55Hz
Cooling	Free Air	
Weight	2.4KG (Typ)	

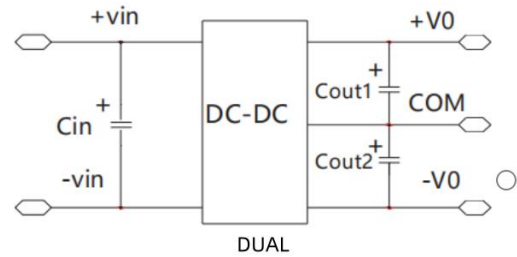
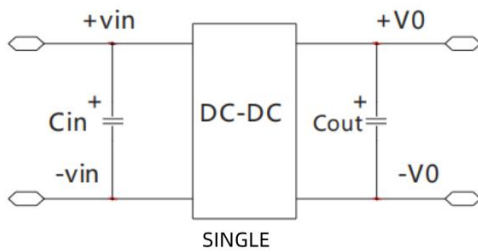
**Unless specified, otherwise all other parameters are tested under the following conditions: nominal input voltage, pure resistive load, 25°C room temperature environment.

Dimensions and Recommended Layout



Unit:mm

Recommended Circuit



Remark:

Adding input capacitor CIN helps to improve electromagnetic compatibility. Electrolytic capacitor 47 uf-100uf CIN is recommended. If the module is connected to a digital circuit, add cout, cout1, cout2

Noted

1. Input current: Ensure that the output current of the power supply meets the instantaneous starting current of the power module (that is, twice the average input current of the power module).
2. Output load requirements: Avoid no-load use. When the actual power consumption of the load is less than 10% of the rated output power of the module or no load occurs, connect an external resistance to the output end (the sum of the external resistance and the load power is greater than or equal to 10% of the rated load) or select a module with a smaller rated power.
3. The external capacitance of the output end should not be too large; otherwise, the module may be overcurrent or poorly started. For details, see the external capacitance recommendation table.
4. External LC filter circuit can be connected for occasions with high ripple noise requirements.