


FEATURES:

- Comply with RoHS standard, UL1950, IEC950 safety procedures
- Wide voltage input range, broadband noise filtering; Low ripple output
- Typical efficiency 82%
- High isolation voltage, short circuit, overload, overheat protection self-recovery
- Miniaturized design
- Fast dynamic response
- Size: 313*94*81mm
- Weight: 160g
- Widely used in military, communications, industrial control, transportation, electric power, new energy and scientific research and experiment and other fields



Selection Guide

Part No.	INPUT		OUTPUT				Capacitive Load(μF)
	Normal (VAC)	Range (VAC)	Voltage (V1dc)	current (A)	Voltage (V2dc)	current (A)	
LD1500E-24S24	24	18-36	24	62.5A			
LD1500E-24S28			28	53.57			
LD1500E-24S36			36	41.67			
LD1500E-24S48			48	31.25			
LD1500E-24S110			110	13.63			
LD1500E-48S24	48	36-72	24	62.5			
LD1500E-48S28			28	53.57			
LD1500E-48S36			36	41.67			
LD1500E-48S48			48	31.25			
LD1500E-48S110			110	13.63			
LD1500E-110S24	110	72-144	24	62.5			
LD1500E-110S28			28	53.57			
LD1500E-110S4			36	41.67			
LD1500E-110S48			48	31.25			
LD1500E-110S110			110	13.63			

customized accepted, pls contact sales for details

Input Specifications

	Input Voltage Range (Vdc)	Nom(Vdc)	Max (Vdc)
Input Voltage Range	18-36	24	36
	36-72	48	72
	72-144	110	144

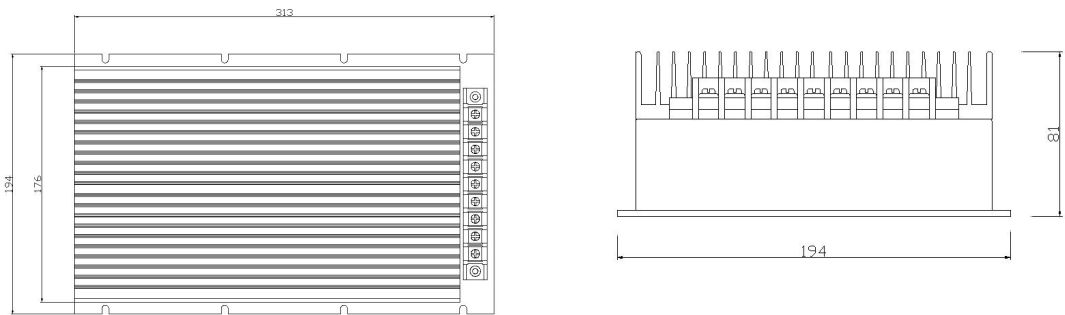
Output Specifications

Item	Min	Typ	Max	Test Conditions
Voltage Accuracy		±1%		
Voltage Adjust Rate		±0.2%		

Load Regulation		±0.5%	
Auxiliary Voltage Accuracy		±3%	
Ripple&Noisy		±1%	
Temperature Regulation		±0.02%/°C	
Over Current Protect	120%		150%
Short Circuit Protect	Burp type, self-recovery		
Dynamic Response	400µS		25% load
General Specifications			
Isolation Resistor	200MΩ	Input-Output	
Isolation Voltage	1000VDC	Input-Output	
	500VDC	Input-Case	
	500VDC	Output-Case	
Switching Frequency	300KHz	Mil HDBK 217F Tc=25°C	
MTBF	200000Hrs		
Case Temperature	-40~+100°C		
Storage Temperature	-55~+125°C		
Relative Humidity	5%-90%		
Pin Solder Temperature	250°C	Soldering spot is 1.5mm away from case for 10 seconds	
Hand Soldering Time	5s	Iron Temperature 425 °C	
Temperature Coefficient	±0.02%/°C		
Shock	5G	10~55Hz	
Cooling	Free Air		
Weight	5KG (Typ)		

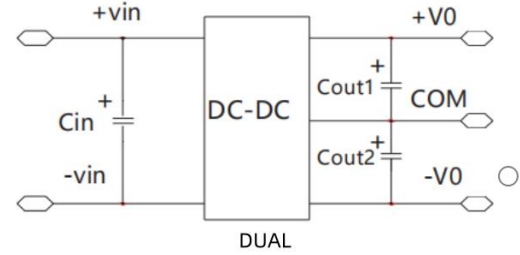
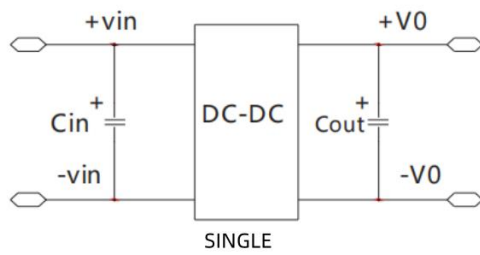
**Unless specified, otherwise all other parameters are tested under the following conditions: nominal input voltage, pure resistive load, 25°C room temperature environment.

Dimensions and Recommended Layout



Unit:mm

Recommended Circuit

**Remark:**

Adding input capacitor CIN helps to improve electromagnetic compatibility. Electrolytic capacitor 47 uf-100uf CIN is recommended. If the module is connected to a digital circuit, add cout, cout1, cout2

Noted

1. Input current: Ensure that the output current of the power supply meets the instantaneous starting current of the power module (that is, twice the average input current of the power module).
2. Output load requirements: Avoid no-load use. When the actual power consumption of the load is less than 10% of the rated output power of the module or no load occurs, connect an external resistance to the output end (the sum of the external resistance and the load power is greater than or equal to 10% of the rated load) or select a module with a smaller rated power.
3. The external capacitance of the output end should not be too large; otherwise, the module may be overcurrent or poorly started. For details, see the external capacitance recommendation table.
4. External LC filter circuit can be connected for occasions with high ripple noise requirements.