


FEATURES:

- Wide input range
- Continuous short-circuit protection, self recover
- I/O isolation voltage 1.5KV
- Working temperature: -40°C~+105°C
- No additional components required
- Stable performance and high reliability (MTBF≥500K hours)
- Industry standard pin-out
- Industry standard full brick package



Selection Guide

Part No.	INPUT		OUTPUT				Capacitive Load(μF)
	Normal (Vdc)	Range (Vdc)	Voltage (V1dc)	current (mA)	Voltage (V2dc)	current (mA)	
LD350T-24S05	24	18-36	5	70000			
LD350T-24S12			12	29167			
LD350T-24S15			15	23333			
LD350T-24S24			24	14583			
LD350T-24S28			28	12500			
LD350T-24S36			36	9722			
LD350T-24S48			48	7292			
LD350T-48S05	48	36-72	5	70000			
LD350T-48S12			12	29167			
LD350T-48S15			15	23333			
LD350T-48S24			24	14583			
LD350T-48S28			28	12500			
LD350T-48S36			36	9722			
LD350T-48S48			48	7292			
LD350T-110S12	110	72-144	12	29167			
LD350T-110S15			15	23333			
LD350T-110S24			24	14583			
LD350T-110S28			28	12500			
LD350T-110S36			36	9722			
LD350T-110S48			48	7292			

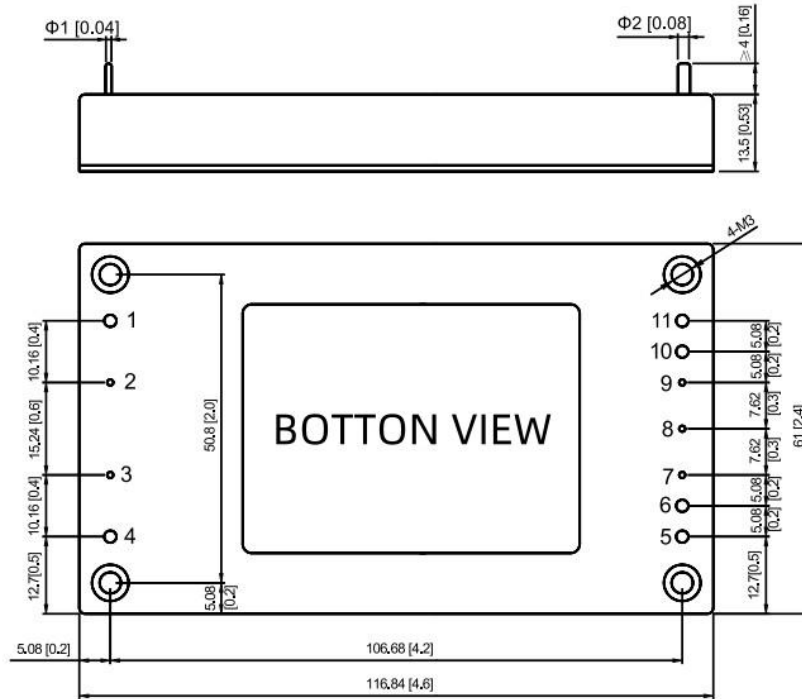
customized accepted, pls contact sales for details

Input Specifications

	Input Voltage Range (Vdc)	Nom(Vdc)	Max (Vdc)
Input Voltage Range	18-36	24	36
	36-72	48	72
	72-144	110	144
Input Filter	Capacitive Filter		
Ctrl	NONE		
	NONE		

Hot Plug	Unavailable			
Output Specifications				
Item	Min	Typ	Max	Test Conditions
Voltage Accuracy		±1%	±3%	
Line Regulation		±0.2%	±1%	
Load Regulation		±0.5%	±1%	
TRIM Range			±10%	
Temperature Regulation		±0.02%/°C		
Over Current Protect	110%		160%	
Over Voltage Protect	110%		140%	
Over Temperature Protect	110%	115%	125%	
Short Circuit Protect	Continuous, self-recovery			
Dynamic Response	4%Vo Pk deviation 100μS settling time		50~75% load 50~25% load	
General Specifications				
Isolation Resistor	20MΩ		Input-Output	
Isolation Voltage	1500VDC		Input-Output	
	1000VDC		Input-Case	
	500VDC		Output-Case	
Switching Frequency	300KHz		Mil HDBK 217F Tc=25°C	
MTBF	1×10 ⁶ Hrs			
Case Temperature	-40~+100°C			
Storage Temperature	-55~+125°C			
Relative Humidity	10%-90%			
Pin Solder Temperature	250°C		Soldering spot is 1.5mm away from case for 10 seconds	
Hand Soldering Time	5s		Iron Temperature 425 °C	
Vibration			Sine, 10Hz-55Hz, amplitude 0.35mm, X, Y, Z three directions 30min each	
Shock			Half-sine, peak acceleration is 300m/s ² , standard pulse duration is 6ms, X, Y, Z three 6 consecutive shocks in each direction;	
Weight	200g (Typ)			
**Unless specified, otherwise all other parameters are tested under the following conditions: nominal input voltage, pure resistive load, 25°C room temperature environment.				

Dimensions and Recommended Layout

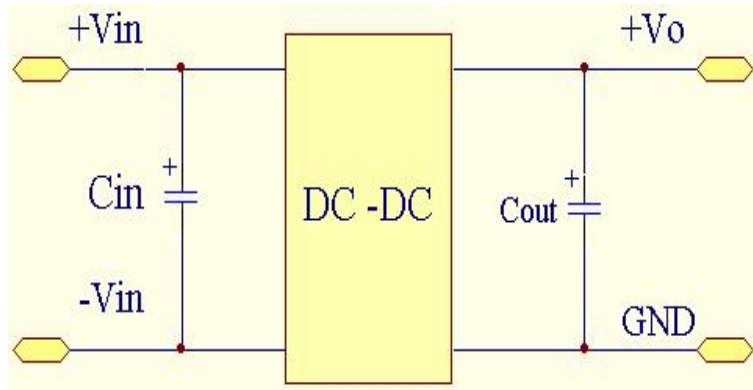


Note:
Unit: mm[inch]
Pin diameter tolerances: $\pm 0.10 [\pm 0.004]$
General tolerances: $\pm 0.50 [\pm 0.020]$

Pins

Pin-Out	Mark		
1	-Vin		
2	CASE		
3	REM		
4	+Vin		
5	+Vout		
6	+Vout		
7	+S		
8	TRIM		
9	-S		
10	-Vout		
11	-Vout		

Recommended Circuit



Vo(VDC)	Cin	Cout, Cout1, Cout2
5	47-100uF	100uF/A
12		
15		
24		
28		
48		

Noted

1. Input current: Ensure that the output current of the power supply meets the instantaneous starting current of the power module (that is, twice the average input current of the power module).
2. Output load requirements: Avoid no-load use. When the actual power consumption of the load is less than 10% of the rated output power of the module or no load occurs, connect an external resistance to the output end (the sum of the external resistance and the load power is greater than or equal to 10% of the rated load) or select a module with a smaller rated power.
3. The external capacitance of the output end should not be too large; otherwise, the module may be overcurrent or poorly started. For details, see the external capacitance recommendation table.
4. External LC filter circuit can be connected for occasions with high ripple noise requirements.