


**FEATURES:**

- Wide input range
- Continuous short-circuit protection, self recover
- Non-isolation
- Working temperature: -40°C~+105°C
- No additional components required
- Stable performance and high reliability (MTBF=8215K hours)
- Industry standard pin-out
- Flame-retardant case to meet UL94-V0 requirements
- SIP package



**Selection Guide**

Part No.	INPUT		OUTPUT		Full Load Efficiency (%/Typ) Vin		Capacitive Load(μF)
	Norminal (Vdc)	Range (Vdc)	Voltage (Vdc)	Max current (mA)	Min/Vin Max		
					Vin=24V	Vin=48V	
K78U03-1000R3(L)	48	9-75	3.3	1000	76/80	72/76	2400
K78U05-1000R3(L)	48	9-75	5	1000	80/84	78.5/82.5	1580
K78UX6-1000R3(L)	48	9-75	6.5	1000	78/91	81/85	1200
K78U09-1000R3(L)	48	14-75	9	1000	80/91	83.5/87.5	880
K78U12-1000R3(L)	48	17-75	12	1000	83/91	86.5/90.5	660
K78U15-1000R3(L)	48	21-75	15	1000	84/93	86/90	530
K78U24-700R3(L)	48	33-75	24	700	85/93	88/92	330

\*\*customized accepted ,pls contact sales for details\*\*

**Input Specifications**

Input Filter	Capacitive Filter	
Ctrl	NONE	
	NONE	
Hot Plug	Unavailable	

**Output Specifications**

Item	Typ	Max	Test Conditions
Voltage Accuracy	±1.5%	±2.5%	10%-100%, input voltage range
Line Regulation	K78U03/05/X6-1000R3(L)	±0.6%	Full load, input voltage range
	K78U09/12/15-1000R3(L)	±0.6%	
	K78U24-700R3(L)	±1.2%	
Load Regulation	±0.6%	±1.0%	Nominal input voltage, 10% -100% load
Ripple&Noise	75mVp-p	-	20MHz Bandwidth, full load

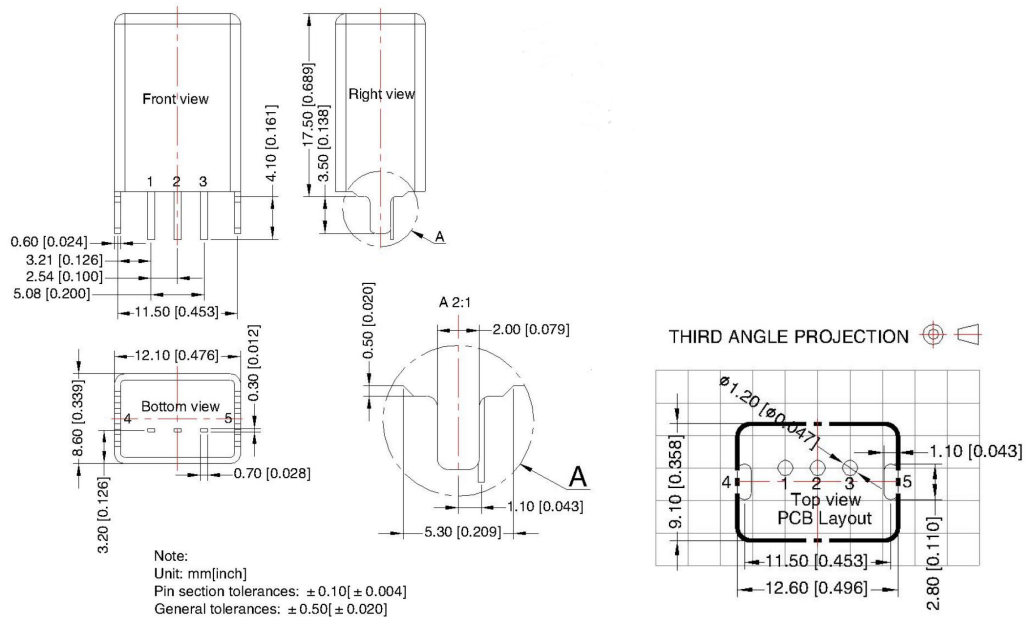
**General Specifications**

Switching Frequency	250KHz(Typ)	100% full load, nominal input voltage
Short-Circuit Protection	Continuous, self-recovery	

Case Temperature Rise	15°C (Typ)	
Temperature Coefficient	0.02%/°C	Operating temperature -40°C to +105°C
Pin Soldering Resistance Temperature	300°C	Soldering spot is 1.5mm away from case for 10 seconds
Isolation (Input-Output)	1.5KVDC	Input-output electric strength test for 1 minute with a leakage current
Insulation Resistance (Input-Output)	1000MΩ	Input-output resistance 500Vdc
Operating Temperature	-40~+105°C	
Storage Temperature	-55~+125°C	
Storage Humidity	<95%	Non-condensing
Cooling Method	Free air convection	
Case Material	Black plastic; flame-retardant and heat-resistant (UL94 V-0)	
Weight	K78UXX-1000R3 6.2g (Typ) ,K78UXX-1000R3L 6.6g(Typ)	

\*\*Unless specified, otherwise all other parameters are tested under the following conditions: nominal input voltage, pure resistive load, 25°C room temperature environment.

### Dimensions and Recommended Layout



### Pins

Pin	Mark		
1	Vin		
2	GND		
3	+Vo		
4	CASE PIN		
5	CASE PIN		

### Recommended Circuit

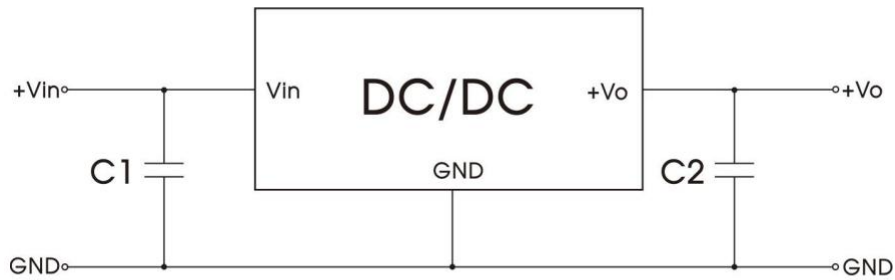


Fig. 3

Recommended input and output capacitor values

Part Number	C1	C2		
K78U03-1000R3(L)	10uF/100V	22uF/10V		
K78U05-1000R3(L)		22uF/10V		
K78UX6-1000R3(L)		22uF/10V		
K78U09-1000R3(L)		22uF/25V		
K78U12-1000R3(L)		22uF/25V		
K78U15-1000R3(L)		22uF/25V		
K78U24-700R3(L)		10uF/50V		
**Noted: C1/C2=ceramic capacitor**				

Noted

1. Input current: Ensure that the output current of the power supply meets the instantaneous starting current of the power module (that is, twice the average input current of the power module).
2. Output load requirements: Avoid no-load use. When the actual power consumption of the load is less than 10% of the rated output power of the module or no load occurs, connect an external resistance to the output end (the sum of the external resistance and the load power is greater than or equal to 10% of the rated load) or select a module with a smaller rated power.
3. The external capacitance of the output end should not be too large; otherwise, the module may be overcurrent or poorly started. For details, see the external capacitance recommendation table.
4. External LC filter circuit can be connected for occasions with high ripple noise requirements.