

FEATURES:

- Wide input range
- Continuous short-circuit protection, self recover
- I/O isolation voltage 1.5KV
- Working temperature: -40°C~+85°C
- No additional components required
- Stable performance and high reliability (MTBF≥1000K hours)
- Industry standard pin-out
- Metal case
- DIP package



Selection Guide

Part No.	INPUT		OUTPUT				Capacitive Load(μF)
	Norminal (Vdc)	Range (Vdc)	Voltage (V1dc)	Current Min(mA)	Current Max(mA)	Full Load Efficiency (%) / Typ.	
URA2405ZP-6WR3	24	9-36	±5	0	±600	82	680
URA2409ZP-6WR3			±9	0	±333	84	220
URA2412ZP-6WR3			±12	0	±250	85	330
URA2415ZP-6WR3			±15	0	±200	88	220
URA2424ZP-6WR3			±24	0	±125	86	100
URB2403ZP-6WR3			3.3	0	1500	77	1800
URB2405ZP-6WR3			5	0	1200	82	1000
URB2409ZP-6WR3			9	0	667	83	1000
URB2412ZP-6WR3			12	0	500	87	470
URB2415ZP-6WR3			15	0	400	86	220
URB2424ZP-6WR3			24	0	250	86	100
URA4805ZP-6WR3			48	18-75	±5	0	±600
URA4812ZP-6WR3	±12	0			±250	87	330
URA4815ZP-6WR3	±15	0			±200	88	220
URB4803ZP-6WR3	3.3	0			1500	80	1800
URB4805ZP-6WR3	5	0			1200	84	1000
URB4809ZP-6WR3	9	0			667	85	1000
URB4812ZP-6WR3	12	0			500	87	470
URB4815ZP-6WR3	15	0			400	88	220
URB4824ZP-6WR3	24	0			250	87	100

customized accepted ,pls contact sales for details

Input Specifications

	Input Voltage Range (Vdc)	Nom(Vdc)	Max (Vdc)
Input Voltage	9-36	24	36
	18-75	48	75
Hot Plug	Unavailable		

Output Specifications

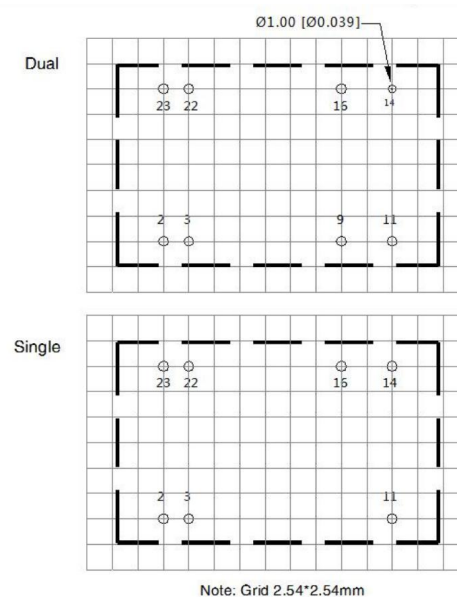
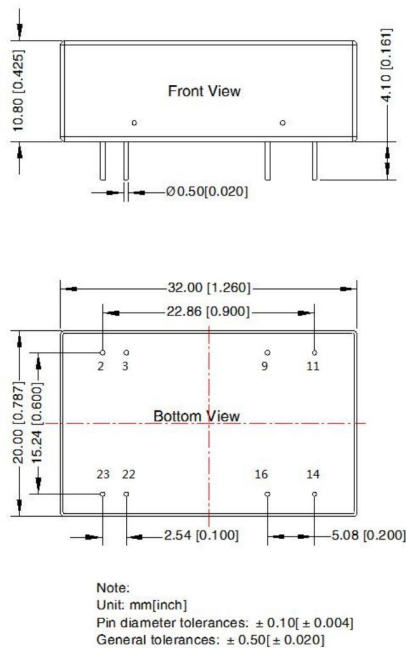
Item	Typ	Max	Test Conditions
Voltage Accuracy	±1%	±3%	0-100% load
Line Regulation	±0.5%	±1%	Input voltage variation from low to high at full load
Load Regulation	±0.5%	±1%	5%-100% load
Ripple&Noise	-	100mVp-p	20MHz bandwidth, 5%-100% load
Over-voltage Protection			
Over-current Protection			
Short-circuit Protection			Continuous, self-recovery

General Specifications

Switching Frequency	250KHz(Typ)	PWM mode
MTBF	1000 K hours	MIL-HDBK-217F@25°C
Temperature Coefficient	0.03%/°C	100% full load
Isolation (Input-Output)	1.5KVDC	
Insulation Resistance	1000MΩ	Input-output resistance 500Vdc
Operating Temperature	-40~+85°C	
Storage Temperature	-55~+125°C	
Storage Humidity	5-95%RH	Non-condensing
Cooling Method	Free air convection	
Case Material	Aluminum alloy	
Weight	12g (Typ)	

**Unless specified, otherwise all other parameters are tested under the following conditions: nominal input voltage, pure resistive load, 25°C room temperature environment.

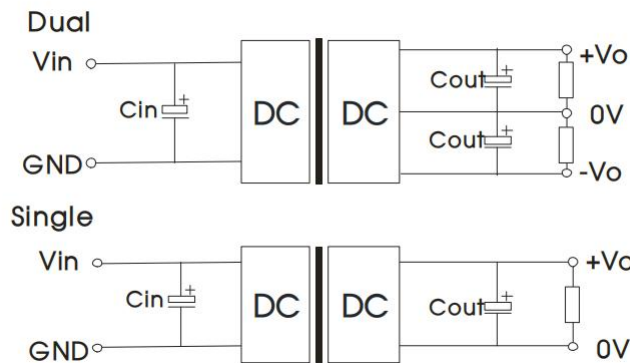
Dimensions and Recommended Layout



Pins

Pin	Single	Dual	
2,3	GND	GND	
9	No Pin	0V	
11	NC	-Vo	
14	+Vo	+Vo	
16	0V	0V	
22,23	Vin	Vin	

Recommended Circuit



Vin(VDC)	Cin	Vo(VDC)	Cout
24	100 μ F/50V	3.3/5/9/ \pm 5/ \pm 9	10 μ F/16V
		12/15/ \pm 12/ \pm 15	10 μ F/25V
		24/ \pm 24	10 μ F/50V
48	10 μ F/100V~47 μ F/100V	3.3/5/9/ \pm 5	10 μ F/16V
		12/15/ \pm 12/ \pm 15	10 μ F/25V
		24	10 μ F/50V

Noted

1. Input current: Ensure that the output current of the power supply meets the instantaneous starting current of the power module (that is, twice the average input current of the power module).
2. Output load requirements: Avoid no-load use. When the actual power consumption of the load is less than 10% of the rated output power of the module or no load occurs, connect an external resistance to the output end (the sum of the external resistance and the load power is greater than or equal to 10% of the rated load) or select a module with a smaller rated power.
3. The external capacitance of the output end should not be too large; otherwise, the module may be overcurrent or poorly started. For details, see the external capacitance recommendation table.
4. External LC filter circuit can be connected for occasions with high ripple noise requirements.

*The final interpretation right of the product belongs to ECCO ELECTRONICS.